

The cPanel Interface

Overview

The cPanel interface is the hub of your cPanel user account and provides you with access to important information and updates.

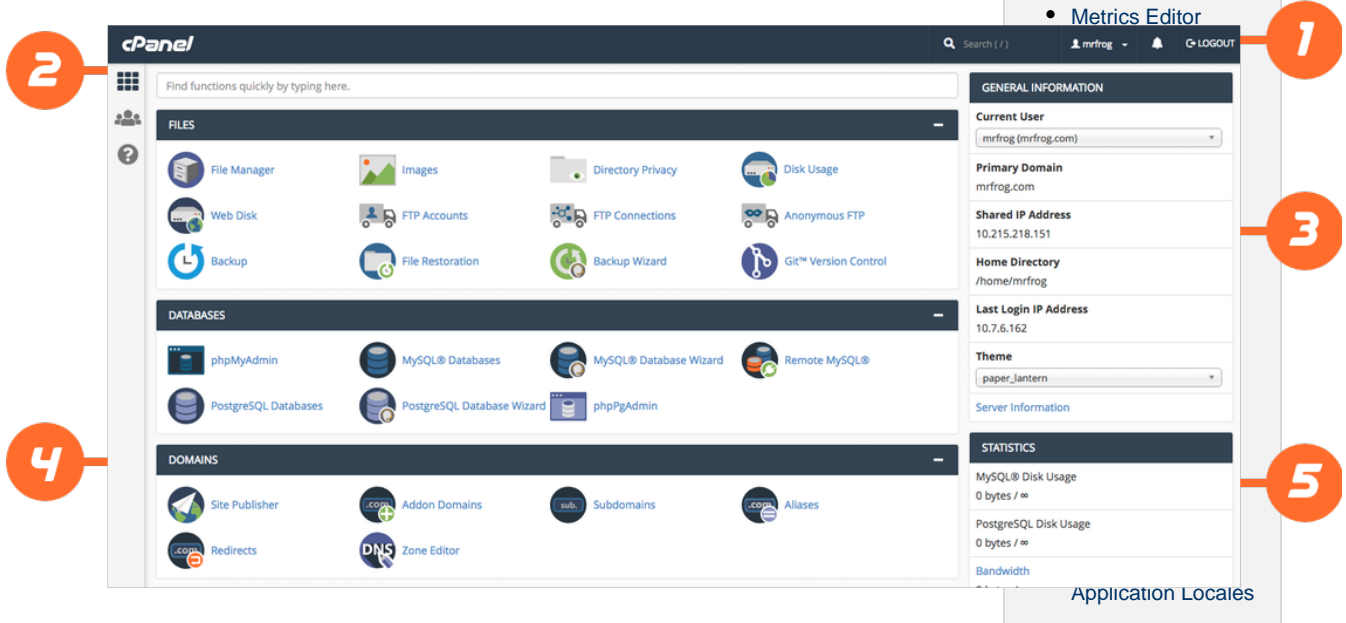
Note:

Your hosting provider's server profile may **disable** certain features in the cPanel interface. For example, a server with the *Mail Node* profile disables the *Databases* or *Do mains* feature menus or related data in the cPanel interface. For more information, read our [How to Use Server Profiles](#) documentation.

In This Document

Related Documentation

- [Webalizer FTP](#)
- [Webalizer](#)
- [Visitors](#)
- [Metrics Editor](#)



The cPanel interface consists of the following sections:

1. Navigation bar
2. Sidebar
3. General Information
4. Features
5. Statistics

Navigation bar

Every interface in cPanel displays the navigation bar. The navigation bar provides the currently-active account information, controls that allow you to change settings, and a link to log out of your account.

- Click the site logo to navigate to the *Home* interface.
- Use the *Search Features* text box to quickly find the interfaces that you need.

Note:

Use the forward slash (/) keyboard shortcut to quickly access the *Search Features* text box.



- Click your username to manage your preferences and configure the cPanel interface.
- Click the *Notifications* icon (



) to display any messages, warnings, and errors on your cPanel account. Server owners can also customize this interface to broadcast important information to their customers.

Sidebar

Every interface in cPanel displays the sidebar. The sidebar provides access to the following features:

- Click the *Home* icon () to return to the cPanel *Home* interface. This section provides access to all of [cPanel's features](#). If you are a reseller, you can [customize the content](#) to suit your needs.
- Click the *User Manager* icon () to navigate to the *User Manager* interface (*cPanel >> Home >> Preferences >> User Manager*).

General Information

The *General Information* section displays the following information about your cPanel account:

- *Current User* — The name of the current cPanel account. If your account can access multiple cPanel accounts and your hosting provider enables the *Theme Switching* feature in WHM's *Feature Manager* interface (*WHM >> Home >> Packages >> Feature Manager*), you can use the menu to search for and switch between accounts.
- *Primary Domain* — The current account's primary or main domain name.
- *Shared IP Address* or *Dedicated IP Address* — The current account's shared or dedicated IP address.

Note:

A shared IP address means that multiple websites within one server use a single IP address. A dedicated IP address means that the website possesses its own IP address.

- *Home Directory* — The absolute path to the account's home directory on the server.
- *Last Login IP Address* — The IP address of the user that most recently logged in to the account.

Note:

This IP address is **not** the currently-authenticated IP address. For example, if you log in via the 10.1.1.1 IP address, and then log in multiple times via the 10.2.2.2 IP address, the interface will display 10.1.1.1 as the *Last Login IP address*. It will **not** display 10.2.2.2 as the *Last Login IP address* until you log in through a different IP address.

- *Theme* — The current cPanel theme. If your account includes more than one theme, you can use the menu to search for and switch between cPanel themes.

Note:

Your hosting provider can configure the themes between which you can change in the `/var/cpanel/themes.conf` file.

- *Server Information* — Click this link to navigate to cPanel's *Server Information* interface (*cPanel >> Home >> Server Information*), which displays additional information about the account and its server.


Features

The cPanel interface lists all of your account's available features in groups for different types of functionality. For more information about cPanel's features and interfaces, read our [cPanel Features List](#) documentation.

To search for a desired feature, use the *Find functions quickly by typing here.* text box.

Statistics

The *Statistics* section displays important usage statistics for your cPanel account.

- The infinity symbol (∞) indicates an unlimited quota.
- If your account meets or exceeds 60% of an item's quota, that usage statistic will display in yellow with one of the following icons:
 - If your hosting provider has added [integration links](#) to your server, a plus icon will display. Click this icon to increase the quota for this statistic in your hosting plan.
 - If your hosting provider has **not** added [integration links](#), a wrench () icon will display. Click this icon to access the relevant cPanel interface in order to reduce your quota usage. For example, if your *Email Accounts* statistic is high, you can delete unused email accounts in cPanel's *Email Accounts* interface (*cPanel >>*

Home >> Email >> Email Accounts).

- If your account meets or exceeds 80% of an item's quota, that usage statistic will display in red at the top of the section.

The *Statistics* section displays the following information about your cPanel account's resource usage:

Statistic	Description
Bandwidth	<p>The amount of inbound and outbound data, in Megabytes (MB), that your account transferred for the current month, and your cPanel account's monthly bandwidth limit.</p> <div style="border: 1px solid #f0e68c; padding: 10px;"><p>Note: If discrepancies exist between the information that cPanel provides and the information that log processing programs (Awstats, Webalizer, or Analog Stats) provide, read our Apparent Discrepancies in Bandwidth Usage Statistics documentation.</p></div>
Disk Usage	<p>The amount of disk space, in MB, that your cPanel account currently uses, and your account's disk usage quota.</p> <div style="border: 1px solid #f0e68c; padding: 10px;"><p>Note: You will only see this statistic if your hosting provider's server profile supports disk usage.</p></div>
File Usage	<p>The number of files (inodes) that your cPanel account currently uses, and your account's inode quota.</p> <div style="border: 1px solid #f0e68c; padding: 10px;"><p>Note: You will only see this statistic if your hosting provider enables the <i>Display File Usage information in the cPanel stats bar</i> setting in the <i>Display</i> section of WHM's <i>Tweak Settings</i> interface (<i>WHM >> Home >> Server Configuration >> Tweak Settings</i>).</p></div>
MySQL[®] Disk Usage	<p>The amount of disk space, in bytes, that your MySQL or MariaDB[®] databases currently use, and your cPanel account's MySQL and MariaDB database quota.</p> <div style="border: 1px solid #f0e68c; padding: 10px;"><p>Notes: You will only see this statistic if your hosting provider enables MySQL databases on your server.</p></div>
PostgreSQL Disk Usage	<p>The amount of disk space, in bytes, that your PostgreSQL[®] databases currently use, and your cPanel account's PostgreSQL database quota.</p> <div style="border: 1px solid #f0e68c; padding: 10px;"><p>Note: You will only see this statistic if your hosting provider enables PostgreSQL databases on your server.</p></div>
Mailing Lists Disk Usage	<p>The amount of disk space, in bytes, that your Mailman mailing lists currently use, and your cPanel account's mailing list quota.</p>
Addon Domains	<p>The number of addon domains that your cPanel account currently uses, and your account's addon domain quota.</p>
Subdomains	<p>The number of subdomains that your cPanel account currently uses, and your account's subdomain quota.</p>
Aliases	<p>The number of aliases (parked domains) that your cPanel account currently uses, and your account's alias quota.</p>
Email Accounts	<p>The number of email accounts that your cPanel account currently uses, and your account's email account quota.</p>
Mailing Lists	<p>The number of Mailman mailing lists that your cPanel account currently uses, and your account's mailing list quota.</p>
Autoresponders	<p>The number of autoresponders that your cPanel account currently uses, and your account's autoresponder quota.</p>
Forwarders	<p>The number of forwarders that your cPanel account currently uses, and your account's forwarder quota.</p>
Email Filters	<p>The number of email filters that your cPanel account currently uses, and your account's email filter quota.</p>
FTP Accounts	<p>The number of FTP accounts that your cPanel account currently uses, and your account's FTP account quota.</p>

<i>MySQL Databases</i>	The number of MySQL or MariaDB databases that your cPanel account currently uses, and your account's MySQL and MariaDB database quota.
<i>PostgreSQL Databases</i>	<p>The number of PostgreSQL databases that your cPanel account currently uses, and your account's PostgreSQL database quota.</p> <div data-bbox="331 285 1437 380" style="border: 1px solid #f0e68c; padding: 5px;"> <p>Note: You will only see this statistic if your hosting provider enables PostgreSQL databases on your server.</p> </div>
<i>CPU Usage</i>	<p>The amount of CPU that your cPanel account currently uses, and your account's CPU quota.</p> <div data-bbox="331 470 1437 564" style="border: 1px solid #f0e68c; padding: 5px;"> <p>Note: You will only see this statistic on servers that run CloudLinux™.</p> </div>
<i>Memory Usage</i>	<p>The amount of memory that your cPanel account currently uses, and your account's memory usage quota.</p> <div data-bbox="331 653 1437 747" style="border: 1px solid #f0e68c; padding: 5px;"> <p>Note: You will only see this statistic on servers that run CloudLinux.</p> </div>
<i>Entry Processes</i>	<p>The number of entry processes that your cPanel account currently uses, and your account's entry process quota.</p> <div data-bbox="331 840 1437 934" style="border: 1px solid #f0e68c; padding: 5px;"> <p>Note: You will only see this statistic on servers that run CloudLinux.</p> </div>

Custom Statistics

Third-party developers can create a module that displays custom statistics. For more information, read our [cPanel Plugins - Pluggable Statistics Modules](#) documentation.