

Guide to cPanel Interface Customization - Login Images

Guide to cPanel Interface Customization and Branding

Appkeys

Branding

cPanel Style Development

The styles.css File

Custom Icons and Logos

Apply Styles

Troubleshoot Custom Styles

jQuery

The Login Theme

Login Templates

Login Images

UI Includes

Introduction

You can customize the images that the cPanel & WHM login theme uses. These images exist in login theme's `images` directory.



Important:

- If you customize a login theme, make **certain** that your custom images use the same dimensions as the default theme's images. These dimensions allow for the correct amount of padding within page containers.
- In cPanel & WHM version 54 and later, we added support for `.svg` files and updated our default images and templates to use `.svg` images.
 - To use `.png` images, you **must** modify the login theme templates.
 - For more information about login theme templates, read our [Guide to cPanel Interface Customization - Login Templates](#) documentation.

Subheader logos

Subheader logos appear at the top of the login pages for cPanel, WHM, and Webmail.

The default cPanel & WHM login theme contains the following subheader logo images:

| Image location | Description | Height | Width | Default theme image |
|--|--|--------|-------|---|
| <code>images/cpanel-logo.svg</code> | The cPanel subheader. | 50 | 233 | |
| <code>images/whm-logo_white.svg</code> | The WHM subheader for non-white backgrounds. | 55 | 208 |  |
| <code>images/webmail-logo.svg</code> | The Webmail subheader. | 50 | 306 |  |

Note:

cPanel & WHM versions 11.52 and earlier use the same filenames with the `.png` extension. We introduced `.svg` support and changed the default images to `.svg` files in cPanel & WHM version 54.

Other images

The default cPanel & WHM login theme contains the following additional images:

| Image location | Description | Height | Width | Default theme image |
|--|---|--------|-------|---------------------|
| <code>images/cpanel-logo-tiny.svg</code> | The cPanel logo at the bottom of the login pages. | 25 | 25 | |

cPanel Interface Customization

Compatible with:

- cPanel 11.46 +
- PaperLantern (the default cPanel theme) only.

| | | | | |
|------------------------------------|---|-----|-----|---|
| images/cpanel-logo-tiny-white.svg | The cPanel logo at the bottom of login pages, for non-white backgrounds. | 25 | 25 |  |
| images/icon-password.svg | The icon that appears in the password text box. | 20 | 20 | |
| images/icon-username.svg | The icon that appears in the username text box. | 20 | 20 | |
| images/locale-map.svg | The image that displays for the list of available locales. | 220 | 455 | |
| images/login-error-close.svg | The icon that allows users to close any messages that the system receives. | 12 | 12 |  |
| images/notice-error.svg | The image that appears on the page whenever an error is encountered. | 28 | 28 |  |
| images/notice-info.svg | The image that appears whenever the system needs to display additional information. | 28 | 28 |  |
| images/notice-success.svg | The image that appears whenever the user successfully logs in or resets their password. | 28 | 28 |  |
| images/security-policy-error.svg | The image that appears whenever an error occurs on a security policy page. | 21 | 21 | |
| images/security-policy-success.svg | The image that appears in order to indicate success on a security policy page. | 21 | 21 | |
| images/warning.svg | The image that appears whenever the system raises a warning. | 28 | 28 |  |

Note:

cPanel & WHM versions 11.52 and earlier use the same filenames with the .png extension. We introduced .svg support and changed the default images to .svg files in cPanel & WHM version 54.


Warning:
Do not use this do

Related Documentation

- [Tutorial - Customize the WHM User Interface with CSS](#)
— This tutorial customizes the appearance of a WHM interface theme.
- [cPanel API 1 Functions - Branding:file](#)
— This function searches for a file within a theme and returns its URL.

Customized login

The following files are **not** a part of the default cPanel & WHM login theme and require further customization of the reference file:

| Image location | Description | Height | Width | Image |
|----------------|--|--------|-------|---|
| images/whm.svg | The WHM subheader for use with lighter page backgrounds. | 55 | 208 |  |

Note:

cPanel & WHM versions 11.52 and earlier use the same filenames with the .png extension. We introduced .svg support and changed the default images to .svg files in cPanel & WHM version 54.

- [cPanel API 1 Functions - Branding: :setupdirs](#) — This function creates an account's /cpanelbranding directory and subdirectories, and sets its permissions.
- [cPanel API 1 Functions - Branding: :image](#) — This function displays a branding image's URL.

- cPanel API 1 Functions - Branding: :killimg

—
This function removes an image from a branding package.