

The proxydomains Script

For cPanel & WHM version 64

[Overview](#)

[Run the /scripts/proxydomains script](#)

[Actions](#)

[Options](#)

[Example](#)

[Additional Records](#)

[Additional documentation](#)

Overview

The `/usr/local/cpanel/scripts/proxydomains` script allows you to create proxy domain Domain Name System (DNS) records for a cPanel, WHM, or Webmail account from the command line.

This script adds the required DNS records for the subdomains to the main domain's records, but **does not** create a VirtualHost entry in the `/usr/local/apache/conf/httpd.conf` file.



Important:

This script **only** adds or removes the DNS entries for proxy subdomains.

- By default, WHM automatically creates [proxy subdomains](#) for new users. To prevent this, you **must** disable the *Proxy subdomain creation* setting in the *Domains* section of WHM's *Tweak Settings* interface (*Home >> Server Configuration >> Tweak Settings*).
- To disable proxy subdomains that already exist, you **must** override the current proxy subdomain. For example, redirect the `cpanel.example.com` subdomain to the `example.com` domain.



Note:

You **cannot** add the `cpanel`, `whm`, or `webmail` proxy subdomains for addon or parked domains (aliases). You can only add `cpcontacts`, `cpcalendar`, and `webdisk` proxy subdomains to addon and parked domains (aliases).

Run the /scripts/proxydomains script

To run the `/usr/local/cpanel/scripts/proxydomains` script from the command line as the `root` user, use the following format:

```
/usr/local/cpanel/scripts/proxydomains [action] [options]
```

Actions

You can use either of the following actions:

Action	Description
add	Create a proxy subdomain.
remove	Remove a proxy subdomain.




Options



Notes:

- If you **do not** specify a user, this script attempts to configure the DNS records for every proxy subdomain on every cPanel account on the server.
- If you specify a user but you **do not** specify a domain, this script attempts to configure the DNS records for every proxy subdomain on the user's account.

The following table lists the options that you can pass with this script:

Option	Description	Example
--user	The account for which to configure the user's domains.	john
--domain	The domains to configure.	example.com
--subdomain	The proxy subdomain that you wish to configure. <div style="border: 1px solid #f9e79f; padding: 10px; margin: 10px 0;"> <p> Note:</p> <p>If you do not specify a subdomain, the script adds or removes DNS records for the following subdomains:</p> <ul style="list-style-type: none"> • cpanel.example.com • whm.example.com • webmail.example.com • cpcalendars.example.com • cpcontacts.example.com • webdisk.example.com </div>	webdisk
--no_replace	Whether to enable the replacement of existing records. <div style="border: 1px solid #f9e79f; padding: 10px; margin: 10px 0;"> <p> Notes:</p> <ul style="list-style-type: none"> • Always pass 0 as this option's value. • Only use this option to change Autodiscover hosts. </div>	0
--old_autodiscover_host	The Autodiscover host that you previously configured.	autodiscover.example.com
--force_autodiscover_support	Whether the script should function as though you enabled Autodiscover support, even if you disabled it. <div style="border: 1px solid #f9e79f; padding: 10px; margin: 10px 0;"> <p> Notes:</p> <ul style="list-style-type: none"> • Always pass 1 as the value for this option. • Only use this option to remove the domain's Autodiscovery proxy subdomains after you disable their support. </div>	1
--ifenabled	Only perform the operation if proxy subdomains are enabled.	(none)

Example

For example, to add the proxy subdomain `webdisk.example.com` for the cPanel user `john`, run the following command:

```
/usr/local/cpanel/scripts/proxydomains add --user=john --subdomain=webdisk --no_replace=0 --force_autodiscover_support=1 --ifenabled
```

The output resembles the following example:

```
Adding proxy subdomains for user john.
```



Note:

The options that you pass to the command determine its output.

Additional Records

The `/usr/local/cpanel/scripts/proxydomains` script adds additional entries to the DNS records if you enable the *Thunderbird and Outlook autodiscover and autoconfig support (enables proxy subdomain and SRV record creation)* setting to in the [Domains](#) section of WHM's [Tweak Settings](#) interface ([Home >> Server Configuration >> Tweak Settings](#)). When you enable this setting , then this script also adds the following entries:

Record type	Entry
A records	<ul style="list-style-type: none">• autoconfig• autodiscover
SRV and TXT records	<ul style="list-style-type: none">• _caldav._tcp• _caldavs._tcp• _carddav._tcp• _carddavs._tcp
SRV records	_autodiscover._tcp

Additional documentation

- [The proxydomains Script](#)
- [Setup Edit Domain Forwarding](#)
- [Park a Domain](#)
- [Tweak Settings - Domains](#)
- [List Subdomains](#)