

Guide to Reseller Accounts

[Overview](#)

[How to manage reseller accounts](#)

[What privileges exist for reseller accounts?](#)

[Privilege categories](#)

[Default reseller privileges](#)

[Which packages can resellers view and assign?](#)

[Additional documentation](#)

Overview

This document describes reseller account privileges and how to manage reseller accounts. A reseller is a cPanel account owner that also sells cPanel accounts to other users. A reseller purchases system resources from a hosting provider, and then allocates the resources to the cPanel accounts that they sell. Reseller accounts include additional privileges. The system allows reseller accounts access to a limited version of the WHM interface, which allows them to manage the cPanel accounts that they sell.



Warning:

While the system allows resellers to create other resellers (nested resellers), we do **not** support this configuration. We do not test cPanel & WHM in this configuration, and we **strongly** recommend that you do not configure your server to use it.

How to manage reseller accounts

To manage reseller accounts, use one of the following WHM interfaces:


- The *Resellers* section (*WHM >> Home >> Resellers*) provides access to all of the reseller features.
- The *Reseller Center* interface (*WHM >> Home >> Resellers >> Reseller Center*) allows you to add or remove reseller privileges, and provides links to all of the other reseller features.



What privileges exist for reseller accounts?

The system grants a set of reseller accounts limited privileges by default. To add privileges to a reseller account, use the [Edit Reseller Nameservers and Privileges](#) interface (*WHM >> Home >> Resellers >> Edit Reseller Nameservers and Privileges*).

Privilege categories




Resellers can access privileges from the following categories:




Privilege category	Description
<i>Initial Privileges</i>	This list includes the privileges that the system assigns to newly-created reseller accounts. <div data-bbox="269 1335 1484 1444"> Note: We added this category in cPanel & WHM version 70.</div>
<i>Standard Privileges</i>	This list includes basic reseller functions. For example, the reseller can add and remove accounts.
<i>Package Privileges</i>	This list includes the reseller's ability to create and modify their own web hosting packages.
<i>Global Privileges</i>	This list includes privileges for server administrators, such as access to view and restart system services.

<p><i>Super Privileges</i></p>	<div style="border: 1px solid red; padding: 10px; margin-bottom: 10px;"> <p> Warning:</p> <p>We do not recommend that you assign these privileges to your resellers.</p> </div> <p>This list includes options such as account and quota modification. The following options allow resellers to create accounts without packages and circumvent resource limits:</p> <ul style="list-style-type: none"> • <i>Account Modification</i> • <i>Bandwidth Limiting Modification</i> • <i>Quota Modification</i>
<p><i>Root Access</i></p>	<div style="border: 1px solid red; padding: 10px; margin-bottom: 10px;"> <p> Warning:</p> <ul style="list-style-type: none"> • Do not enable the <i>All Features</i> option under <i>Root Access</i> for your resellers. • The <i>All Features</i> option overrides a reseller's account creation limits. For example, if you set a reseller's account creation limit to two accounts, and then you enable the <i>All Features</i> option under <i>Root Access</i>, WHM will not limit the reseller to two accounts. The reseller can create as many accounts as they wish. • The <i>All Features</i> option allows the reseller to view all of the accounts on the server. This includes accounts that they do not own. </div> <p>The <i>All Features</i> option allows the reseller to access a fully functional WHM interface.</p>

Default reseller privileges

A reseller account has access to the following WHM features by default:

Feature	Description
<p><i>Basic WebHost Manager Setup</i></p>	<p>This feature contains some basic configuration options for cPanel & WHM.</p>
<p><i>Legacy Configure Customer Contact</i></p>	<p>This feature allows resellers to specify contact information that their customers can use to contact support, billing, or sales.</p> <div style="border: 1px solid yellow; padding: 10px; margin-top: 10px;"> <p> Note:</p> <p>We removed this interface in cPanel & WHM version 60.</p> </div>
<p><i>Manage External Authentications</i></p>	<p>The <i>Manage External Authentications</i> feature allows you to manage your server's OpenID Connect-compliant identity providers.</p>
<p><i>Remote Access Key</i></p>	<p>This feature allows a reseller to generate and copy a key to allow remote access to WHM functionality.</p> <div style="border: 1px solid yellow; padding: 10px; margin-top: 10px;"> <p> Notes:</p> <ul style="list-style-type: none"> • We deprecated WHM's <i>Remote Access Key</i> feature in cPanel & WHM version 64. We strongly recommend that you use API tokens instead. • This interface will not appear on new installations of cPanel & WHM version 72. </div>
<p><i>List Subdomains</i></p>	<p>This feature displays a list of the reseller's subdomains.</p>
<p><i>Web Template Editor</i></p>	<p>This feature allows a reseller to edit the default page that the system displays for a website that does not yet contain content.</p> <div style="border: 1px solid red; padding: 10px; margin-top: 10px;"> <p> Warning:</p> <p>We strongly recommend that resellers include their contact information in the default page content.</p> </div>

Change WebHost Manager Theme	<p>This feature allows you to select the theme for WHM.</p> <div style="border: 1px solid #ccc; padding: 10px; margin-top: 10px;"> <p> Note:</p> <p>We added this interface in cPanel & WHM version 64.</p> </div>
Mail Delivery Reports	This feature allows a reseller to view users who have relayed mail.
View Relayers	This feature displays the total number of message delivery attempts that each domain on a reseller's server makes.
View Sent Summary	This feature allows a reseller to change WHM themes.
Change Log	This feature allows the reseller to track changes in our software.
Customization	This feature allows a reseller to customize the cPanel interface that their customers use.
SSL Storage Manager	This features allows system administrators to view detailed information about their SSL resources.
cPanel Development Forum	This link allows resellers to access the cPanel Developers section of the cPanel Forums .
Developer Documentation	This set of documents provides helpful information for resellers of third-party products that interact with cPanel & WHM.
Manage API Tokens	<p>The <i>Manage API Tokens</i> feature allows you to create, list, update, and revoke API tokens.</p> <div style="border: 1px solid #ccc; padding: 10px; margin-top: 10px;"> <p> Note:</p> <p>We added this interface in cPanel & WHM version 64.</p> </div>
Plugins	<p>This feature displays interfaces from your server's installed WHM plugins.</p> <div style="border: 1px solid #ccc; padding: 10px; margin-top: 10px;"> <p> Note:</p> <p>This interface does not appear for all users.</p> </div>

Which packages can resellers view and assign?

Packages allow resellers to assign limits and options to cPanel accounts. For example, a reseller may want to assign disk quotas or monthly bandwidth restrictions. Hosting providers can create and modify packages for resellers or allow the reseller to do this for themselves.

Resellers can view and assign any package that contains their username. Additionally, hosting providers can enable the `viewglobalpackages` Access Control List (ACL), which allows resellers to view and assign global packages.

Type of package	Example	Description	Reseller can view
Root	<code>root_package</code>	A package name preceded by <code>root</code> and an underscore.	No
User	<code>reseller_package</code>	A package name preceded by the reseller's username and an underscore.	Yes
Global	<code>package</code>	A package name that does not contain any underscores.	Yes, if hosting provider enables the <code>viewglobalpackages</code> ACL for the reseller; otherwise, no.

Notes:

- The `root` user can view **all** packages.
- Resellers can **only** view packages that contain **their** specific username.

Additional documentation

- [Guide to Reseller Accounts](#)
- [How to Create a WHM Reseller Without An Associated Domain](#)
- [Overselling](#)
- [How to Share Multiple IP Addresses](#)

- [How to Log in to Your Server or Account](#)