

Feature Manager

(WHM >> Home >> Packages >> Feature Manager)

- [Overview](#)
- [Predefined feature lists](#)
- [Create and edit a feature list](#)
- [Delete a feature list](#)
 - [Selectable features](#)
- [Additional documentation](#)

Overview

This interface allows you to edit feature lists, which you can assign to packages that you apply to cPanel accounts. Feature lists provide or prevent access to specific cPanel features.

Predefined feature lists

cPanel & WHM includes the *default*, *disabled*, and *Mail Only* feature lists by default.

- If you are a reseller who only owns a mail server, use the *Mail Only* feature list.
- If you disable a feature in the *default* feature list, the system disables the feature by default for **all** of the users on your server. To override this configuration, create a new list and assign it to your users.

If you disable a feature in the *disabled* feature list, the system disables the feature for all of the users on your server. You **cannot** override this feature list with a new list.



Notes:

- To **enable** a feature in the *default* feature list, select the feature's checkbox.
- To **disable** a feature in the *disabled* feature list, select the feature's checkbox.

Create and edit a feature list

To create a new feature list or edit an existing feature list, perform the following steps:

1. Choose one of the following options:

- To create a new feature list, enter the desired feature list name in the *Add a new feature list* text box and click *Add Feature List*.



Note:

Choose an easy-to-remember name so that you can properly assign it.

- To edit a feature list that already exists, select the desired feature list from the *Manage feature list* menu and then click *Edit*.
2. Select checkboxes to enable features, or deselect checkboxes to disable features.



Note:

To **disable** a feature in the *disabled* feature list, select the feature's checkbox.

3. Click *Save*.

Delete a feature list

To remove an existing feature list, perform the following steps:


1. From the *Manage a feature list* menu, select the feature list to remove.
2. Click *Delete*.

Selectable features

**Warnings:**




- This table lists the cPanel interfaces for the default cPanel theme (Paper Lantern). If you use the another theme for the cPanel interface, these interfaces and locations may vary slightly.
- Various settings and customizations from other interfaces can **add** or **remove** features from this interface.
- Some cPanel features may require that you enable additional settings in order for them to function. Read each feature's documentation for additional information.
- This interface displays a *Legacy* label if the feature corresponds to a deprecated theme.
- This interface may display additional interfaces that third-party software or plugins provide.
- The following list may **not** be canonical for every server.

On most cPanel & WHM servers, you can select the following features:

Feature	Associated cPanel interface or feature
<i>Addon Domains</i>	Addon Domains interface (cPanel >> Home >> Domains >> Addon Domains).
<i>Address Importer</i>	Address Importer interface (cPanel >> Home >> Email >> Address Importer).
<i>Agora Shopping Cart</i>	This feature is deprecated .
<i>Aliases</i>	Aliases interface (cPanel >> Home >> Domains >> Aliases).
<i>Analog Stats</i>	Analog Stats interface (cPanel >> Home >> Metrics >> Analog Stats).
<i>Apache Handlers</i>	Apache Handlers interface (cPanel >> Home >> Advanced >> Apache Handlers).
<i>Apache SpamAssassin™</i>	Spam Filters interface (cPanel >> Home >> Email >> Spam Filters).
<i>Apache SpamAssassin™ Spam Box</i>	Enables Apache's SpamAssassin's <i>Spam Box</i> feature.
<i>API Shell (for developers)</i>	API Shell interface (cPanel >> Home >> Advanced >> API Shell).
<i>Application Manager</i>	Application Manager interface (cPanel >> Home >> Software >> Application Manager).
<i>Autoresponders</i>	Autoresponders interface (cPanel >> Home >> Email >> Autoresponders).
<i>AutoSSL</i>	Enables AutoSSL functionality.
<i>Awstats</i>	Awstats interface (cPanel >> Home >> Metrics >> Awstats).
<i>Backup Manager</i>	Backup interface (cPanel >> Home >> Files >> Backup).
<i>Bandwidth Stats</i>	Bandwidth interface (cPanel >> Home >> Metrics >> Bandwidth).
<i>BoxTrapper</i>	BoxTrapper interface (cPanel >> Home >> Email >> BoxTrapper).
<i>Calendars and Contacts</i>	<p>Calendars and Contacts interface (cPanel >> Home >> Email >> Calendars and Contacts).</p> <div style="border: 1px solid #ccc; padding: 10px; margin-top: 10px;"> <p> Note:</p> <p>You must also enable the following options for this feature to function:</p> <ul style="list-style-type: none"> • The <i>cPanel DAV Daemon</i> option in WHM's Service Manager interface (WHM >> Home >> Service Configuration >> Service Manager). • The <i>Enable Horde Webmail</i> option in the <i>Email</i> tab in WHM's Tweak Settings interface (WHM >> Home >> Server Configuration >> Tweak Settings). </div>
<i>Change Language</i>	Change Language interface (cPanel >> Home >> Preferences >> Change Language).
<i>Change Style</i>	Change Style interface (cPanel >> Home >> Preferences >> Change Style).
<i>Configure Greylisting</i>	Configure Greylisting interface (cPanel >> Home >> Email >> Configure Greylisting).
<i>Contact Information</i>	Contact Information interface (cPanel >> Home >> Preferences >> Contact Information).
<i>cPanel Market</i>	Enables cPanel Market functionality.

<i>CPU and Concurrent Connection Usage</i>	<p>Server Load statistic in cPanel's Server Information interface.</p> <div style="border: 1px solid #ccc; padding: 10px; margin: 10px 0;"> <p> Note: This feature only exists on servers that run CloudLinux™.</p> </div>
<i>Cron Jobs</i>	Cron Jobs interface (<i>cPanel >> Home >> Advanced >> Cron Jobs</i>).
<i>Default Address</i>	Default Address interface (<i>cPanel >> Home >> Email >> Default Address</i>).
<i>Directory Selection Popup</i>	<i>Directory Selection</i> window when the user opens the File Manager interface (<i>cPanel >> Home >> Files >> File Manager</i>).
<i>Disk Usage Viewer</i>	Disk Usage interface (<i>cPanel >> Home >> Files >> Disk Usage</i>).
<i>EA4 - Allow PHP 5.5</i>	Allow the account to use PHP version 5.5.
<i>EA4 - Allow PHP 5.6</i>	Allow the account to use PHP version 5.6.
<i>EA4 - Allow PHP 7.0</i>	Allow the account to use PHP version 7.0.
<i>EA4 - Allow PHP 7.1</i>	Allow the account to use PHP version 7.1.
<i>EA4 - Allow PHP 7.2</i>	Allow the account to use PHP version 7.2.
<i>EA4 - Allow PHP 7.3</i>	Allow the account to use PHP version 7.3.
<i>Email Accounts</i>	Email Accounts interface (<i>cPanel >> Home >> Email >> Email Accounts</i>).
<i>Email Archiving</i>	Archive interface (<i>cPanel >> Home >> Email >> Archive</i>).
<i>Email Deliverability (Authentication)</i>	Email Deliverability interface (<i>cPanel >> Home >> Email >> Email Deliverability</i>).
<i>Email Delivery Route (deprecated)</i>	This feature is deprecated .
<i>Email Disk Usage</i>	Email Disk Usage interface (<i>cPanel >> Home >> Email >> Email Disk Usage</i>).
<i>Email Domain Forwarding</i>	<i>Forward All Email for a Domain</i> setting in the Forwarders interface (<i>cPanel >> Home >> Email >> Forwarders</i>).
<i>Email Filtering Manager</i>	Email Filters interface (<i>cPanel >> Home >> Email >> Email Filters</i>).
<i>Email Trace</i>	Track Delivery interface (<i>cPanel >> Home >> Email >> Track Delivery</i>).
<i>Error Log</i>	Errors interface (<i>cPanel >> Home >> Metrics >> Errors</i>).
<i>Error Pages</i>	Error Pages interface (<i>cPanel >> Home >> Advanced >> Error Pages</i>).
<i>File and Directory Restoration</i>	File and Directory Restoration interface (<i>cPanel >> Home >> Files >> File and Directory Restoration</i>).
<i>File Manager</i>	File Manager interface (<i>cPanel >> Home >> Files >> File Manager</i>).
<i>Forwarder Manager</i>	Forwarders interface (<i>cPanel >> Home >> Email >> Forwarders</i>).
<i>FTP Account Manager</i>	FTP Accounts interface (<i>cPanel >> Home >> Files >> FTP Accounts</i>).
<i>FTP Settings</i>	Allows the user to manage FTP settings.
<i>Git™ Version Control</i>	Git Version Control interface (<i>cPanel >> Home >> Files >> Git Version Control</i>).
<i>Hotlink Protection</i>	Hotlink Protection interface (<i>cPanel >> Home >> Security >> Hotlink Protection</i>).
<i>Images</i>	Images interface (<i>cPanel >> Home >> Files >> Images</i>).
<i>Index Manager</i>	Indexes interface (<i>cPanel >> Home >> Advanced >> Indexes</i>).
<i>IP Blocker</i>	IP Blocker interface (<i>cPanel >> Home >> Security >> IP Blocker</i>).
<i>Latest Visitors</i>	Visitors interface (<i>cPanel >> Home >> Metrics >> Visitors</i>).
<i>Leech Protect (requires Webprotect)</i>	Leech Protection interface (<i>cPanel >> Home >> Security >> Leech Protection</i>).

<i>Mailing Lists</i>	Mailing Lists interface (<i>cPanel >> Home >> Email >> Mailing Lists</i>).
<i>Manage DNSSEC</i>	DNSSEC settings in the Zone Editor interface (<i>cPanel >> Home >> Domains >> Zone Editor</i>).
<i>Metrics Editor</i>	Metrics Editor interface (<i>cPanel >> Home >> Metrics >> Metrics Editor</i>).
<i>MIME Types</i>	MIME Types interface (<i>cPanel >> Home >> Advanced >> MIME Types</i>).
<i>ModSecurity™ Domain Manager</i>	ModSecurity interface (<i>cPanel >> Home >> Security >> ModSecurity</i>).
<i>MultiPHP INI Editor</i>	MultiPHP INI Editor interface (<i>cPanel >> Home >> Software >> MultiPHP INI Manager</i>).
<i>MultiPHP Manager</i>	MultiPHP Manager interface (<i>cPanel >> Home >> Software >> MultiPHP Manager</i>).
<i>MX Entry</i>	Enables cPanel's Email Routing interface (<i>cPanel >> Home >> Email >> Email Routing</i>) and allows users to view and edit MX records in cPanel's Zone Editor interface (<i>cPanel >> Home >> Domains >> Zone Editor</i>).
<i>MySQL</i>	Enables MySQL®.
<i>Optimize Website</i>	Optimize Website interface (<i>cPanel >> Home >> Software >> Optimize Website</i>).
<i>Password & Security</i>	Password & Security interface (<i>cPanel >> Home >> Preferences >> Password & Security</i>).
<i>Perl Modules</i>	Perl Modules interface (<i>cPanel >> Home >> Software >> Perl Modules</i>).
<i>PGP/GPG</i>	Enables PGP and GPG encryption.
<i>PHP Pear Packages</i>	PHP PEAR Packages interface (<i>cPanel >> Home >> Software >> PHP PEAR Packages</i>).
<i>PhpMyAdmin</i>	Enables phpMyAdmin.
<i>PhpPgAdmin</i>	Enables phpPgAdmin.
<i>PostgreSQL</i>	Enables PostgreSQL®.
<i>Raw Access Logs</i>	Raw Access interface (<i>cPanel >> Home >> Metrics >> Raw Access</i>).
<i>Redirects</i>	Redirects interface (<i>cPanel >> Home >> Domains >> Redirects</i>).
<i>RubyGems</i>	RubyGems interface (<i>cPanel >> Home >> Software >> RubyGems</i>).
<i>Ruby on Rails</i>	Enables Ruby on Rails®.
<i>See PHP Configuration</i>	This feature is deprecated .
<i>Server Status Viewer</i>	<i>Service Information</i> information in cPanel's <i>Server Information</i> interface.
<i>Site Publisher</i>	Site Publisher interface (<i>cPanel >> Home >> Domains >> Site Publisher</i>).
<i>Site Software</i>	Site Software interface (<i>cPanel >> Home >> Software >> Site Software</i>).
<i>SSH Access & Terminal</i>	SSH Access interface (<i>cPanel >> Home >> Security >> SSH Access</i>) and Terminal interface (<i>cPanel >> Home >> Advanced >> Terminal</i>).
<i>SSL Host Installer</i>	Enables SSL certificate installation.
<i>SSL/TLS</i>	SSL/TLS interface (<i>cPanel >> Home >> Security >> SSL/TLS</i>).
<i>SSL/TLS Wizard</i>	SSL/TLS Wizard interface (<i>cPanel >> Home >> Security >> SSL/TLS Wizard</i>).
<i>Subdomain Stats</i>	Enables statistics for subdomains.
<i>Subdomains</i>	Subdomains interface (<i>cPanel >> Home >> Domains >> Subdomains</i>).
<i>Theme Switching</i>	<i>Theme</i> menu in the <i>General Information</i> section of cPanel's <i>Home</i> interface.
<i>Track DNS</i>	Track DNS interface (<i>cPanel >> Home >> Advanced >> Track DNS</i>).
<i>Two-Factor Authentication (Google Authenticator)</i>	Two-Factor Authentication interface (<i>cPanel >> Home >> Security >> Two-Factor Authentication</i>).
<i>Update Notification Preferences</i>	Enables notification preference options in the Contact Information interface (<i>cPanel >> Home >> Preferences >> Contact Information</i>).
<i>Virus Scanner</i>	Enables ClamAV virus scans.

<i>Web Disk</i>	Web Disk interface (<i>cPanel >> Home >> Files >> Web Disk</i>).
<i>Webalizer</i>	Webalizer interface (<i>cPanel >> Home >> Metrics >> Webalizer</i>).
<i>Webmail</i>	Webmail feature in the Email Accounts interface (<i>cPanel >> Home >> Email >> Email Accounts</i>).
<i>Webprotect</i>	WebProtect application.
<i>WordPress (cPanel)</i>	Allows WordPress® installations in cPanel's Site Software interface (<i>cPanel >> Home >> Software >> Site Software</i>).
<i>WordPress Manager</i>	<p>WordPress Manager interface (<i>cPanel >> Home >> Applications >> WordPress Manager</i>).</p> <div style="border: 1px solid #ccc; padding: 10px; background-color: #fff9c4;"> <p> Note:</p> <p>This feature will not appear until you install the RPM-based WordPress cPAddon in WHM's Install cPAddons Site Software interface (<i>WHM >> Home >> cPanel >> Install cPAddons Site Software</i>).</p> </div>
<i>Zone Editor (A, CNAME)</i>	<p>Enables cPanel's Zone Editor interface (<i>cPanel >> Home >> Domains >> Zone Editor</i>) and allows cPanel account users to create A and CNAME records.</p> <div style="border: 1px solid #ccc; padding: 10px; background-color: #fff9c4;"> <p> Note:</p> <p>This feature only applies to A, CNAME, and MX records that the cPanel account user created. To allow cPanel account users to view the system's default A, CNAME, and MX records, enable the Zone Editor (AAAA, CAA, SRV, TXT) feature.</p> </div>
<i>Zone Editor (AAAA, CAA, SRV, TXT)</i>	<p>Allows cPanel account users to create AAAA, CAA, SRV, and TXT records in cPanel's Zone Editor interface (<i>cPanel >> Home >> Domains >> Zone Editor</i>). This feature also controls whether a cPanel account user can view the existing default A, MX, and CNAME records.</p> <div style="border: 1px solid #ccc; padding: 10px; background-color: #fff9c4;"> <p> Note:</p> <p>To allow users to view these records, you must enable this feature.</p> </div>

Additional documentation

- [Feature Manager](#)
- [Add a Package](#)
- [Edit a Package](#)
- [Delete a Package](#)
- [The modify_packages Script](#)